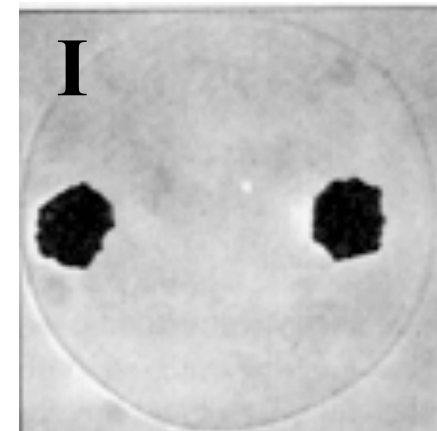
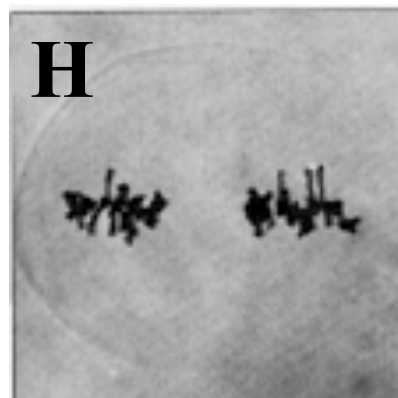
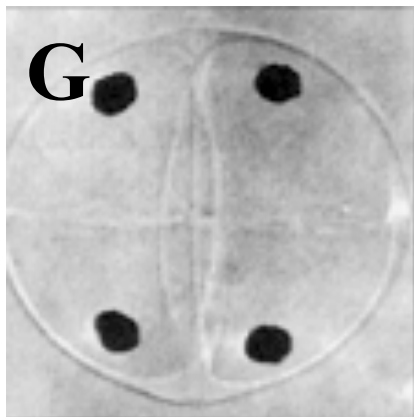
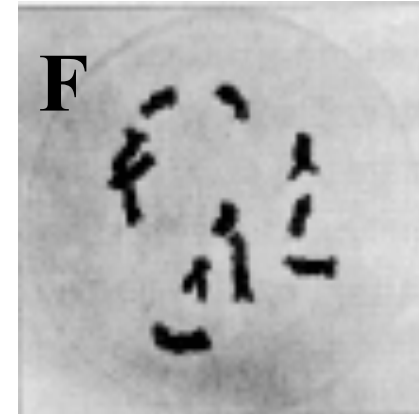
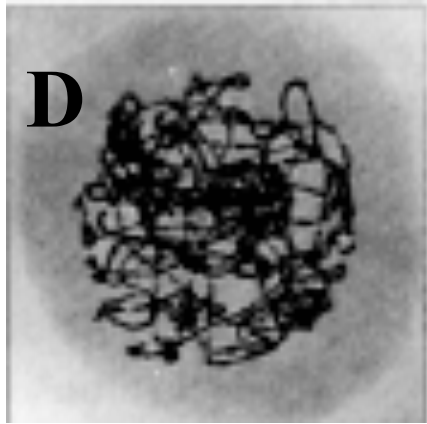
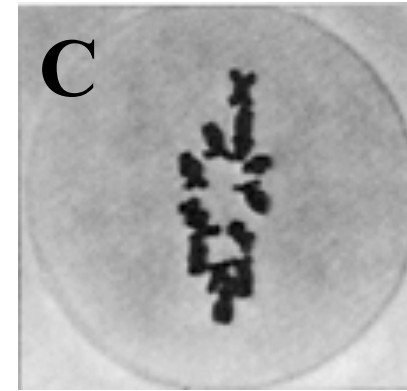
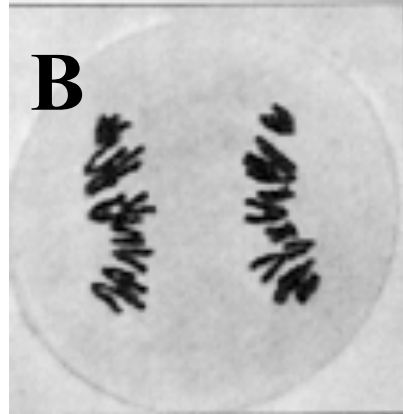
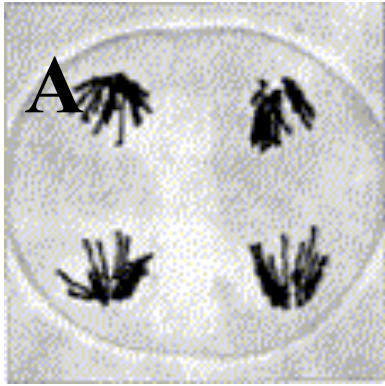


<b>Topic</b>	Meiosis	<b>Level</b>	A Level (or any other course for students aged 16-18)
<b>Outcomes</b>	<ol style="list-style-type: none"><li>1. Students can state the names of the meiotic stages and describe what happens at each stage</li><li>2. Students can correctly identify the meiotic stage from a picture of a cell undergoing meiosis</li></ol>		



Name of meiotic Stage	Letter	Description of chromosome/chromatid behaviour (why have you assigned this letter to this stage?)
Prophase I (early)		
Prophase I (late)		
Metaphase I		
Anaphase I		
Telophase I		
Prophase II		
Metaphase II		
Anaphase II		
Telophase II		

# The answer

